

ENGLISH VERSION

SIMPLY the BEST

GROOMING DONE RIGHT

We recommend adding **SIMPLY THE BEST GROOMING** training books to your portfolio. These publications are designed for professional groomers who wish to refine their techniques, improve their methods and elevate the overall quality of their work.

Why offer them to your clients:
-Technical and practical content that can be immediately applied in the salon
-Clear and structured explanations of professional grooming techniques
-In-depth coverage of breeds and breed standards
-Effective support for training and continuous professional development
-Books created by industry professionals, for industry professionals

SIMPLY THE BEST GROOMING books represent significant added value for groomers and provide distributors with an opportunity to offer their clients not only products, but also high-quality professional education, enhancing brand loyalty and reinforcing a strong professional image.

Upon request, the authors, Paola Acco and Sarah Odette Genova, are also available to conduct dedicated training seminars, which may be offered to clients as an exclusive educational initiative.

SIMPLY the BEST
LA TOELETTATURA A REGOLA D'ARTE



ENGLISH VERSION

SIMPLY the BEST
LA TOELETTATURA A REGOLA D'ARTE

VOLUME 1

APPLIED THEORY

The first volume has been designed to present, in a clear, comprehensive, and accessible manner, the fundamental knowledge required for groomers to work with skill, confidence, and professionalism.

Although it may be tempting to skip the theoretical section and move directly to the breed information needed for an upcoming appointment, we strongly recommend taking the time to read this first volume carefully. The concepts presented form a practical and essential foundation for approaching the breed-specific sections effectively. The text is extensively supported by illustrative images, which greatly enhance understanding and facilitate the immediate application of the techniques described.

The breadth and depth of the content also provide an opportunity to explore technical aspects that may be new even to experienced professionals.



SIMPLY the BEST
LA TOELETTATURA A REGOLA D'ARTE

Table of contents Volume #1

1.INTRODUCTION
2. GLOSSARY
3. ORIGINS AND PURPOSES OF GROOMING
4. THE INTEGUMENTARY SYSTEM
4.1 The structure of the skin
4.2 The life cycle and structure of coat
4.3 The different types of coat in dogs
4.4 Coat shedding in dogs
5. THE DIRECTION OF COAT GROWTH
5.1 The uniqueness of each dog
5.2 Direction of coat growth in the perianal area
6. CANINE ANATOMY
6.1 Nomenclature of body regions
6.2 Basic terminology of anatomical planes
6.3 Measurements, proportions and angulations in dogs
6.4 Grooming as a tool to shape the dog to the aesthetic model
6.5 Head structure
6.6 Body structure
7. APPROACH AND HANDLING OF THE DOG
8. INITIAL GROOMING PROCEDURES
8.1 First contact with the client and assessment of the dog
8.2 Ear cleaning
8.3 Cleaning the periorbital area and muzzle folds
8.4 Nail trimming
8.5 Cleaning the spaces between the pads
8.6 Hygienic trimming of the genital areas
8.7 External anal glands expression
9. THE BATH: HYGIENE AND CARE FOR SKIN AND COAT
9.1 The purpose of bathing
9.2 Function of bathing products
9.3 Bathing methodology
9.4 Short, smooth, and close-lying coats
9.5 Medium-lenght coats: double/semi-long, silky and fringed, and hard or wire coats
9.6 Long and curly coats
9.7 Long, straight, silky and flowing coats
9.8 Wavy or rustic coats
9.9 Corded coats (see poodles section)
9.10 Hairless dogs
10. THE DRYING PROCESS: TECHNIQUES BASED ON COAT TEXTURE
10.1 Drying equipment
10.2 Short, smooth, and close-lying coats
10.3 Medium-lenght coats: double/semi-long, silky and fringed, and hard or wire coats
10.4 Long and curly coats
10.5 Long, straight, silky and flowing coats
10.6 Wavy or rustic coats
10.7 Paola Acco's Fast-Drying technique
11. BASIC TOOLS FOR THE GROOMER: BRUSHES AND SLICKERS
11.1 Brushes
11.2 The slicker brushes
11.3 Using the slicker on different coat types
11.4 Detangling the coat
11.5 The detangling technique by Paola Acco
11.6 Critical areas for brushing/detangling
12. AN ESSENTIAL TOOL FOR THE GROOMER: THE COMB
12.1 The comb
12.2 How to hold the comb
12.3 Use of the comb in curly coats following the direction of hair growth
12.4 Movement of the comb in curly coats
12.5 Movement of the comb in straight coats
13. THE CLIPPERS
13.1 Technical features of the clippers
13.2 Types of clippers and their differences
13.3 Clipper blades: sizes and systems compared
13.4 Clipping: introduction
13.5 Handling and use of the clippers
13.6 Blade angle of the clippers
13.7 Clipping Technique
13.8 Using Clippers With the Grain or Against the Grain (WTG/ATG)
13.9 Specific use of clippers on ears
13.10 Clipper attachment combs
13.11 Technique for using attachment combs
13.12 How to avoid mistakes with clippers
13.13 Potentially hazardous areas when using clippers

SIMPLY the BEST
LA TOELETTATURA A REGOLA D'ARTE

14. SCISSORS
14.1 Scissors' structure
14.2 Sizing system for scissors
14.3 Straight scissors
14.4 Curved scissors
14.5 "Toothed" scissors: Thinners, Blenders, Super Blenders, Fluffers and Chunkers
14.5.1 Principle, functionality and purpose of "teeth"
14.6 Cutting ratio of "toothed" scissors
14.7 "Double-toothed" scissors
14.8 Blender scissors
14.9 Super Blender scissors
14.10 Chunker scissors
14.11 Fluffer scissors
14.12 Scissor cutting technique: introduction
14.13 Handling and use of scissors
14.14 Training exercises with scissors
14.15 Pre-bath rou technique
14.16 Cutting techniques for different body areas
14.17 "Classic technique" with Blender scissors
14.18 "Finger technique" with Blender scissors - Trunk
14.19 "Finger technique" with Blender scissors - Head
14.20 "Comb technique" with Blender scissors - Trunk
14.21 "Comb technique" with Blender scissors - Head
14.22 Thinning technique with Thinners
14.23 Trimming the edge of the ears with Straight scissors
14.24 How to avoid making mistakes with scissors

15. HAND-STRIPPING HARD AND WOOLLY COATS: TOOLS AND GENERAL CONCEPTS
15.1 Stripping tools
15.2 Stripping knives
15.3 Stripping stick knives
15.4 Carding knives
15.5 Pumice stones
15.6 Deshedding tools/Undercoat Rakes
15.7 Hand-stripping aids: thimbles, gloves, grooming chalk, and powders
15.8 Hand-stripping technique: introduction
15.9 Grip and use of stripping knives
15.10 Grip and use of stripping stones and pumices

16. HAND-STRIPPING TECHNIQUES ON WIRE AND HARD COATS
16.1 The hand-stripping movement on wire and hard coats
16.2 Practical application of hand-stripping on wire and hard coats
16.3 The importance of respecting the directions of coat growth in hand-stripping
16.4 'Zone hand-stripping' technique
16.5 The Rolling-Coat method on wire and hard coats
16.6 Trimming on wire and hard coats
16.7 Plucking on wire and hard coats
16.8 Flatwork on wire or hard coats
16.9 Deshedding on wire and hard coats
16.10 Carding for wire and hard coats
16.11 Total hand-stripping on wire and hard coats
16.12 Hand-stripping of the various body regions
16.13 Situations where hand-stripping is not recommended
16.14 Coat texture changes in dogs subjected to multiple clippings
16.15 Pre- or Post-hand-stripping bath on wire and hard coats

17. HAND-STRIPPING TECHNIQUES ON SPANIEL-TYPE WOOLLY COATS
17.1 Practical application of hand-stripping on spaniel-type woolly coats
17.2 Plucking on spaniel-type woolly coats
17.3 Hand-stripping with pumice stone on spaniel-type woolly coats
17.4 Hand-stripping with stick knives on spaniel-type woolly coats
17.5 Deshedding technique on spaniel-type woolly coats, using a deshedding tool
17.6 Deshedding technique on spaniel-type woolly coats, using a comb with a rubber band
17.7 Carding on spaniel-type woolly coats
17.8 Trimming on spaniel-type woolly coats
17.9 Coat texture changes in dogs subjected to multiple clippings
17.10 Pre- or post-hand-stripping bath on spaniel-type woolly coats

18. OTHER EQUIPMENT NEEDED BY THE GROOMER

19. MAINTENANCE OF EQUIPMENT
19.1 Maintenance of clippers
19.2 Maintenance of clipper blades
19.3 Maintenance of scissors
19.4 Maintenance of stripping knives and deshedding tools
19.5 Maintenance of various equipment

20. WORKPLACE SAFETY
20.1 Occupational risks
20.2 Personal protective equipment
20.3 First aid kit

21. THE MAIN OCCUPATIONAL DISEASES IN THE GROOMING PROFESSION

22. THE BASICS OF FIRST AID FOR ANIMALS IN GROOMING
22.1 Main animal health issues that may arise in animals during grooming and their management
22.2 First aid kit for animals

23. OVERVIEW OF MAIN ZOONOSES AND PARASITOLOGY

SIMPLY the BEST
LA TOELETTATURA A REGOLA D'ARTE

Some images from Volume #1



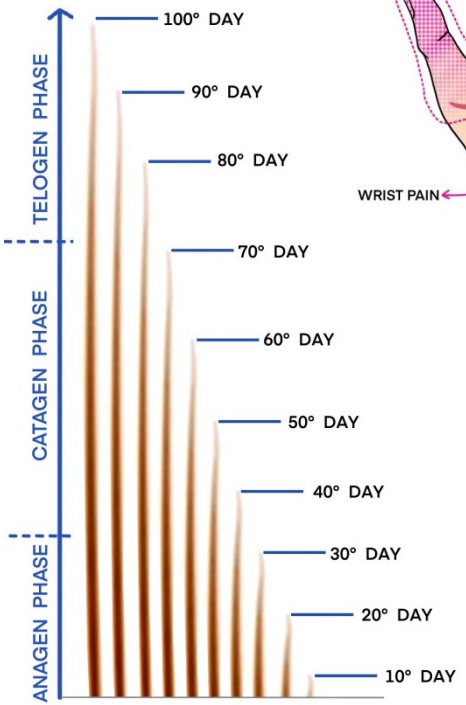

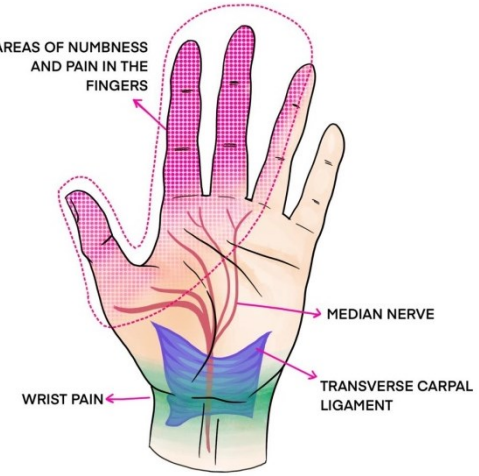

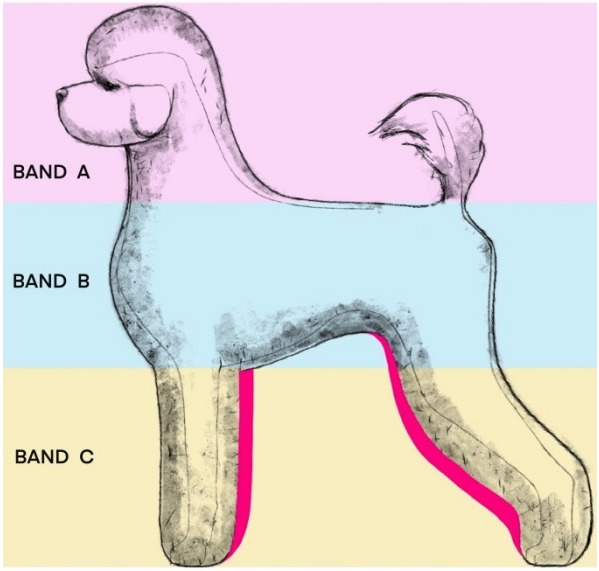



SIMPLY the BEST
LA TOELETTATURA A REGOLA D'ARTE

Some images from Volume n°1





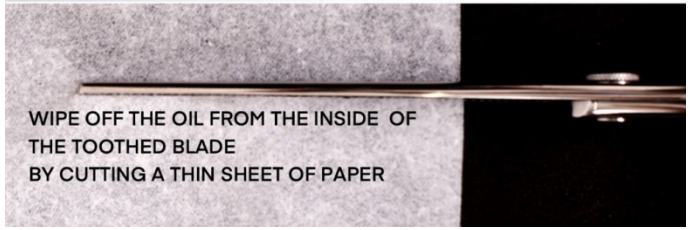



SCISSORS SHARPENED MANY TIMES
WITH EXCESSIVE METAL REMOVAL (WITH STEP)



NEW OR PROPERLY SHARPENED SCISSORS
WITHOUT STEP ON THE BLADE EDGE



CORRECT BLADE DRIVE
ALIGNMENT



MISALIGNED BLADE DRIVE







OVERHEATING DUE TO LACK
OR INSUFFICIENT LUBRICATION

SIMPLY the BEST
LA TOELETTATURA A REGOLA D'ARTE

VOLUME 2

THE POODLE

The second volume is entirely dedicated to the study and grooming of the Poodle. The authors chose to separate this breed from the others in order to provide a detailed and comprehensive perspective, reflecting its unique characteristics. The Poodle, in fact, presents two different coat textures and a wide variety of official standard clips.

The volume is structured to offer all the essential information through clear explanations, supported by illustrative photographs and technical drawings that facilitate understanding of the different body areas and each phase of the grooming process. It opens with an introduction to the history and worldwide development of the breed, followed by a dedicated section on the Corded Poodle, explaining how to maintain its distinctive coat.

A dedicated glossary supports the reader in understanding the technical terminology used throughout the book. Regardless of the Poodle variety, certain areas, such as the shaving of the muzzle, tail set, and feet,are treated consistently and described in detail, avoiding unnecessary repetition.

The explanations of the standard clips, including the Continental Clip, Scandinavian Clip, English Saddle Clip, Modern Clip, and Terrier Clip, are thorough and clearly differentiated according to age and geographical standards. The volume also provides practical advice to help avoid common mistakes, as well as an extensive section dedicated to the creation of the Top Knot.The final chapter focuses on methods for maintaining the coat of the head and neck, offering practical solutions using elastic bands or wrapping techniques.



Table of contents Volume #2

24. THE BREED STANDARDS
24.1 Why it is important to know the breed standards
24.2 Morphology, anatomy and interpretation of the Breed Standard
25. POODLE
25.1 General Overview of the Poodle
25.2 The Corded Poodle
25.3 Glossary of terminology used in Poodle grooming Clips
26. BODY AREAS THAT REQUIRE THE SAME GROOMING IN ALL POODLE CLIPS
26.1 Poodle face shaving
26.2 Clipping the base of the tail (TAIL SET SHAVING) of the Poodle
26.3 The Poodle's tail Pompon
26.4 Poodle feet shaving
26.5 The 'Boule' of the Poodle's feet
27. POODLE STANDARD CLIPS
27.1 Classification of puppy clips in the Poodle
27.2 Poodle American Puppy Clip
27.3 Poodle Full Puppy Clip
27.4 Poodle Continental Clip
27.5 Poodle Scandinavian Clip (Second Puppy Clip)
27.6 Poodle English Saddle Clip
27.7 Poodle Modern Clip
27.8 Poodle Terrier Clip
28. COMMON MISTAKES POODLE CLIPS (WITH TOP-KNOT)
29. COMMON MISTAKES POODLE CLIPS (WITHOUT TOP-KNOT)
30. CREATING THE TOP-KNOT IN THE POODLE
31. TOP-KNOT MAINTENANCE SYSTEMS IN THE POODLE
31.1 Single-row banding maintenance
31.2 Double-row banding maintenance
31.3 Wrap maintenance
31.4 Single-row mixed maintenance (bands & wraps)
31.5 Double-row mixed maintenance (bands & wraps)
32. EAR COAT MAINTENANCE SYSTEMS IN THE POODLE
32.1 Banding maintenance on ear tips
32.2 Wrap maintenance on ear tips
32.3 Banding maintenance along the front edge of the ear
32.4 Mixed maintenance: double-row banding and tip wraps
32.5 Ear coat maintenance on show day

SIMPLY the BEST
LA TOELETTATURA A REGOLA D'ARTE

Some images from Volume #2

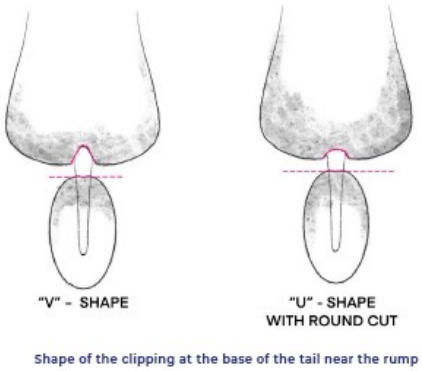

Shape of the clipping at the base of the tail near the rump

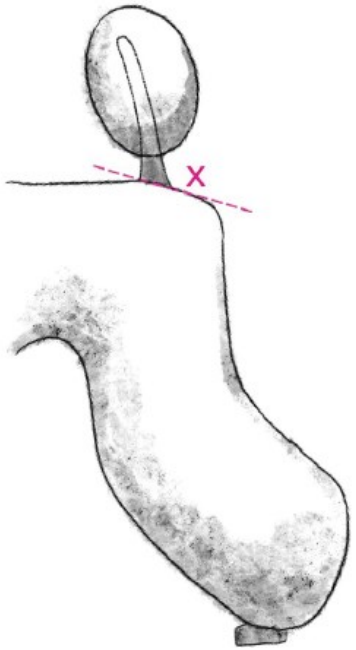



Puppy Clip - Puppies from 9 to 12 months



Puppy Clip - Puppies from 12 to 18 months



American Puppy Clip

POODLE CONTINENTAL CLIP

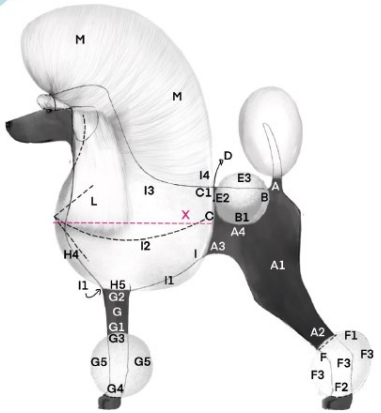

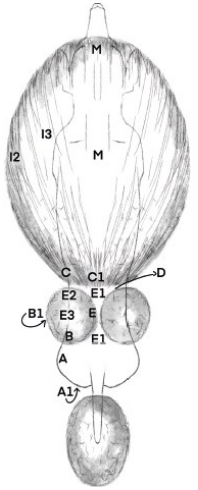

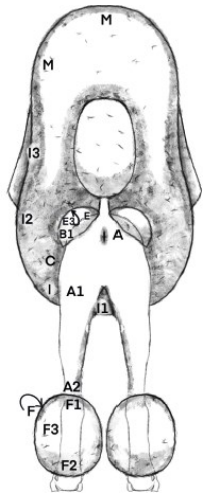

POODLE ENGLISH

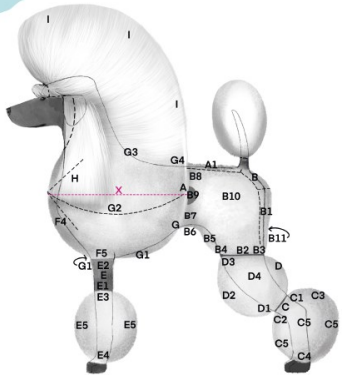

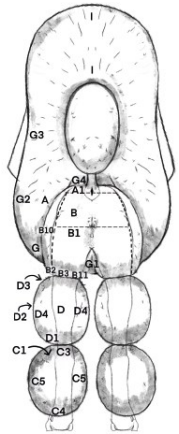

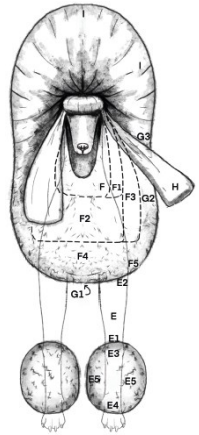

SIMPLY the BEST
LA TOELETTATURA A REGOLA D'ARTE

Some images from volume 2

POODLE MODERN CLIP

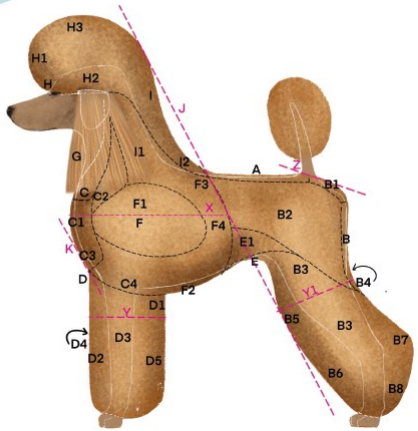

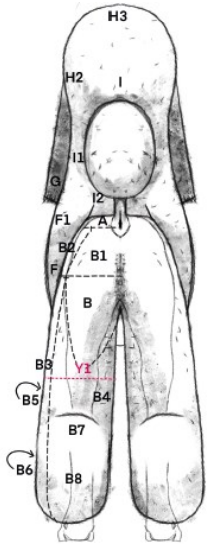

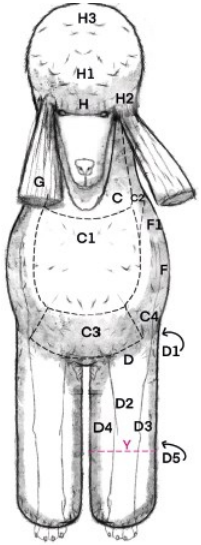



POODLE TERRIER CLIP

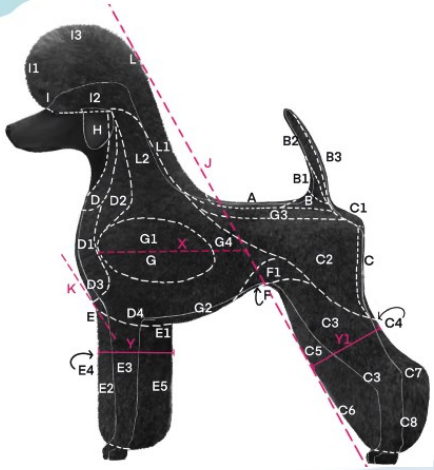

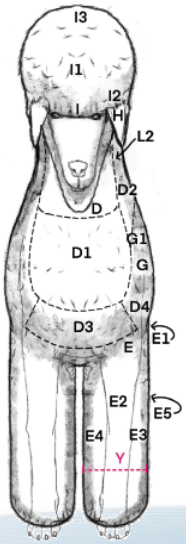

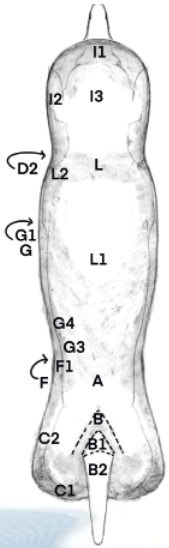

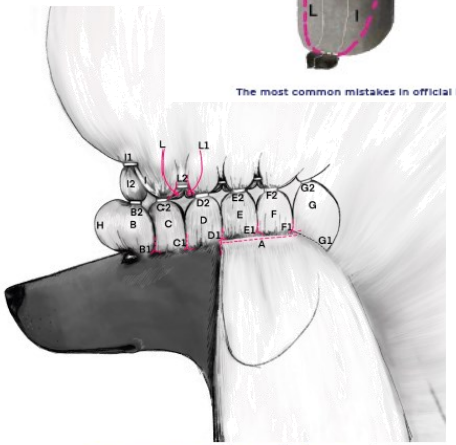

The most common mistakes in official Poodle cuts with the Top-Knot

Top-Knot realisation with perfectly clean separation lines

SIMPLY the BEST
LA TOELETTATURA A REGOLA D'ARTE

VOLUME 3

ENGLISH VERSION

THE BREEDS

In the third and final volume, the authors focus on the grooming of the most common breeds found in professional salons, providing the techniques required to achieve results fully compliant with official breed standards.

The volume opens with a chapter dedicated to long, straight coat maintenance systems for breeds such as the Maltese, Yorkshire Terrier, and Shih Tzu, describing in detail the step-by-step process for creating and managing wrapping systems.

For each breed, following a concise overview of its key characteristics, the grooming process is presented by dividing the dog into clearly defined areas (Area A, Area B, etc.). Each area is identified by a letter and, when necessary, further subdivided into numbered sections.

To support the text, technical drawings from multiple perspectives clearly highlight each area and its corresponding lettering, ensuring immediate understanding. Illustrations are intentionally used in place of photographs to enhance educational clarity.

For every area, the recommended working method is specified (such as clipping, scissor work, stripping, or other techniques) along with the most suitable tools and practical, step-by-step instructions.

The volume concludes with detailed examples of specific areas across different breeds, illustrating the execution of each grooming technique with the highest level of precision.

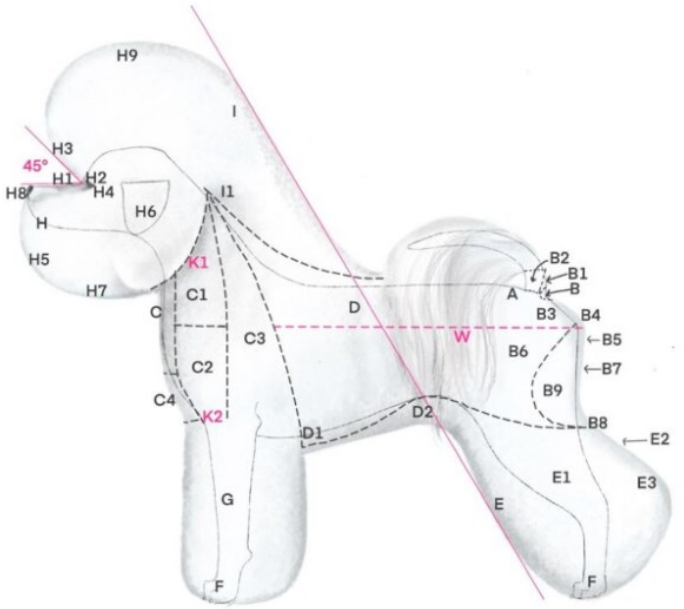

SIMPLY the BEST
LA TOELETTATURA A REGOLA D'ARTE

Table of contents Volume #3

33. LONG AND STRAIGHT COAT MAINTENANCE USING WRAPS
33.1 Wraps application on the Yorkshire Terrier
33.2 Wraps application on the Maltese
33.3 Wraps application on the Shih Tzu
33.4 Maintenance systems for long coats in other breeds
34. OTHER POPULAR GROOMING BREEDS
34.1 Affenpinscher
34.2 Afghan Hound
34.3 Airedale Terrier
34.4 American Cocker Spaniel
34.5 Australian Shepherd
34.6 Australian Terrier
34.7 Bedlington Terrier
34.8 Bernese Mountain Dog (Berner Sennenhund, Dürrbächler)
34.9 Bichon Frisé
34.10 Black Russian Terrier (Russkiy Tchiorny Terrier)
34.11 Border Collie
34.12 Border Terrier
34.13 Bouvier Des Flandres
34.14 Cairn Terrier
34.14.1 Cavalier King Charles spaniel
34.15 Cesky Terrier
34.16 Chow Chow
34.17 Clumber Spaniel
34.18 Collie (Rough)
34.19 Dachshund (Longhaired)
34.20 Dachshund (Wirehaired)
34.21 Dandie Dinmont Terrier
34.22 English Cocker Spaniel
34.23 English Setter
34.24 English Springer Spaniel
34.25 Fox Terrier (Smooth)
34.26 Fox Terrier (Wire)
34.26.1 German Wirehaired Pointer (Drahthaar)
34.27 Golden Retriever (American Clip)
34.28 Golden Retriever (English or European Clip)
34.28.1 Gordon Setter
34.29 Griffon Bruxellois
34.30 Irish Setter
34.31 Irish Soft Coated Wheaten Terrier (American Clip)
34.32 Irish Soft Coated Wheaten Terrier (European Clip)
34.33 Irish Terrier
34.34 Irish Wolfhound
34.35 Jack Russell Terrier – Rough Coat
34.36 Kerry Blue Terrier
34.37 Lagotto Romagnolo (Romagna Water Dog)
34.38 Lakeland Terrier
34.39 Lhasa Apso
34.40 Maltese
34.41 Newfoundland
34.42 Norfolk Terrier
34.43 Norwich Terrier
34.44 Old English Sheepdog
34.45 Parson Russell Terrier
34.46 Pekingese
34.47 Petit Basset Griffon Vendéen
34.48 Pomeranian (German Toy Spitz)
34.49 Portuguese Water Dog – Lion Clip
34.50 Portuguese Water Dog – Retriever Clip
34.51 Poodle (Standard, Miniature, Toy)
(see chapters 25, 26, 27, 28, 29, 30, 31, 32, 33)
34.52 Pumi
34.53 Schnauzer (Miniature, Standard, Giant)
34.54 Scottish Terrier
34.55 Sealyham Terrier
34.56 Shih Tzu
34.57 Silky Terrier (Australian)
34.58 Spinone Italiano (Italian Spinone)
34.59 Volpino Italiano (Italian Volpino)
34.60 Welsh Terrier
34.61 West Highland White Terrier
34.62 Yorkshire Terrier
35. ACKNOWLEDGMENTS
36. BIBLIOGRAPHY
37. CONCLUSION

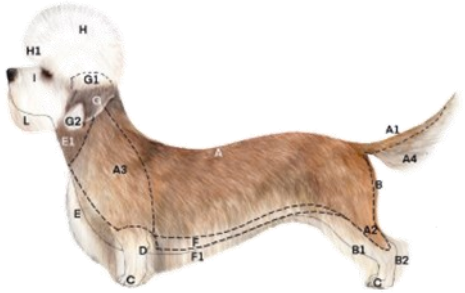



SIMPLY the BEST
LA TOELETTATURA A REGOLA D'ARTE

Some images from Volume #3

CESKY TERRIER (CZECH TERRIER)
CZECH REPUBLIC



FOX TERRIER WIRE
GREAT BRITAIN

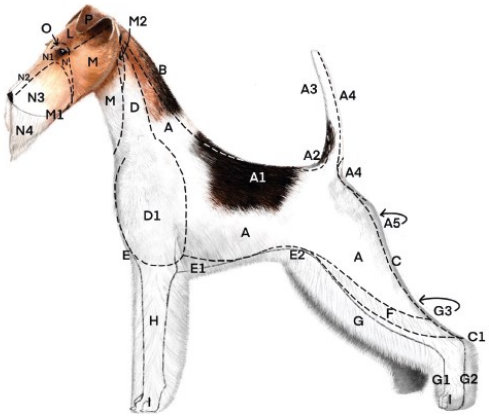

DACHSHUND (WIRE-HAIRED)
GERMANY



DANDIE DINMONT TERRIER
GREAT BRITAIN

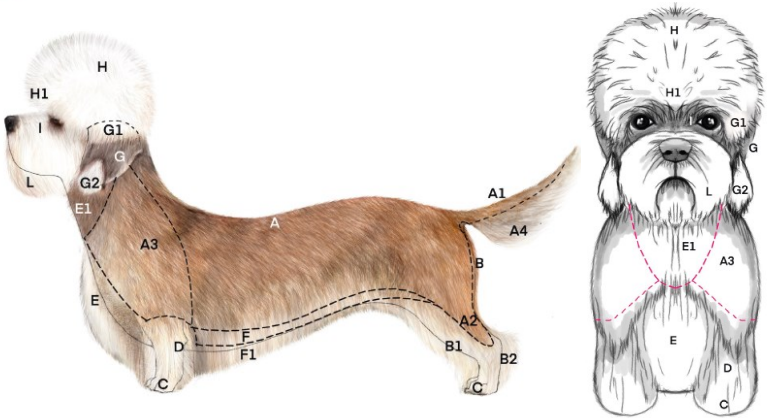

GOLDEN RETRIEVER
(ENGLISH OR EUROPEAN CLIP)

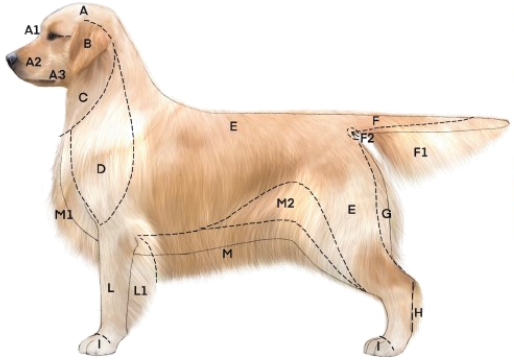

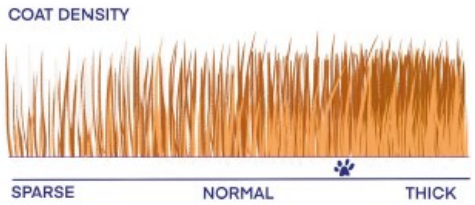

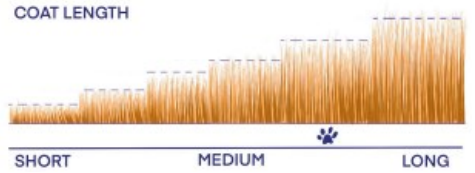

SIMPLY the BEST
LA TOELETTATURA A REGOLA D'ARTE

Some images from volume 3

AIREDALE TERRIER

GREAT BRITAIN



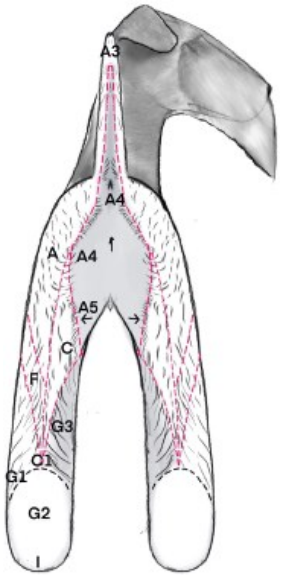

BEDLINGTON TERRIER

GREAT BRITAIN

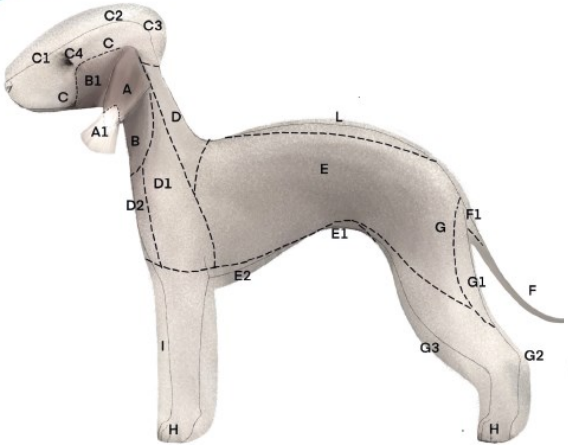

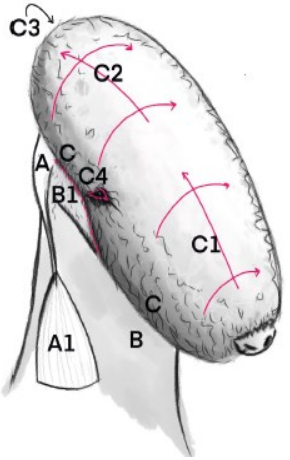

AMERICAN COCKER SPANIEL

UNITED STATES OF AMERICA

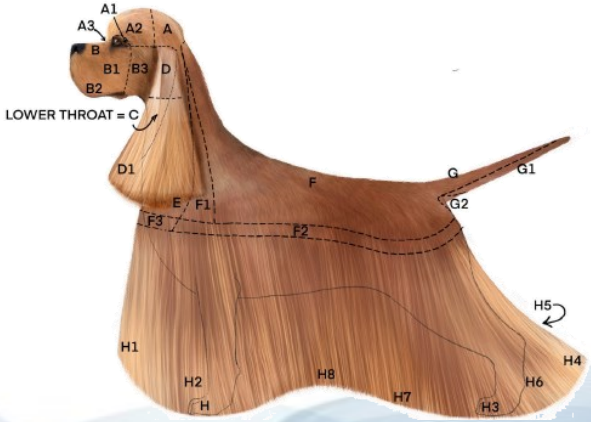

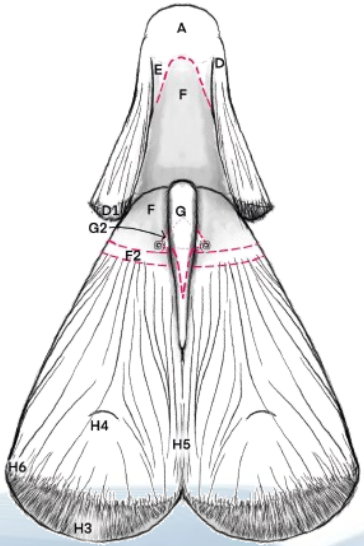

CAVALIER KING CHARLES SPANIEL

GREAT BRITAIN

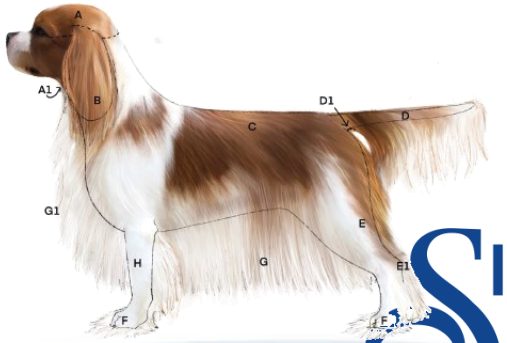

SIMPLY the BEST

LA TOELETTATURA A REGOLA D'ARTE

Distributor Proposal – SIMPLY THE BEST BOOK

SIMPLY THE BEST BOOK is a professional training publication for groomers, consisting of **3 volumes (a complete trilogy**), but each volume can also be sold **individually.**
It is highly anticipated within the industry for its advanced and exclusive technical content.

Cover price for 3 volumes (trilogy): €299
Cover price for a single volume (Volume 1, or Volume 2, or Volume 3): €149 each

Purchase Conditions (based on quantity):
12 books (trilogy or single volume) → –33%
9 books (trilogy or single volume) → –25%
3 books (trilogy or single volume) → –21%

Resale Policy:
The book must be resold at the official cover price of €299 if sold as a trilogy, or €149 if sold as a single volume. Sales at a lower price are not permitted.
The publication is intended for the professional education and training of groomers.

SIMPLY THE BEST BOOK is a premium, exclusive product with strong demand among grooming professionals. It represents an ideal opportunity to expand your portfolio and position yourself as a distributor dedicated to excellence in professional education.

SIMPLY the BEST
LA TOELETTATURA A REGOLA D'ARTE

Training to Support Distribution

By purchasing and distributing **SIMPLY THE BEST BOOK**, you will be able to offer your clients not only a high-value editorial product but also a complete professional training program.
To support distribution, **training seminars** can be organized in your country for your grooming clients, conducted either by the authors**, Paola Acco and Sarah Odette Genova**, or by a team supported by **AKKO SCISSORS and SIMPLY THE BEST.**
These seminars will focus on the advanced techniques shown in the books and provide a deeper exploration of the breeds covered.
Such training represents significant added value for groomers and serves as an effective tool to strengthen the distributor-client relationship.
Through this collaboration, you can position yourself not only as a supplier of premium products but also as a reference point for advanced professional education in the grooming industry.
SIMPLY THE BEST BOOK is a unique, high-demand resource that brings together premium products and advanced grooming training.

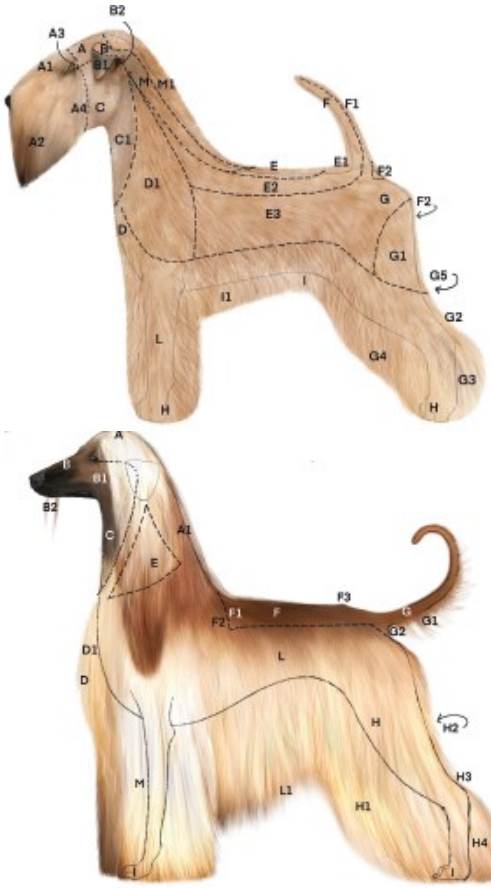

The Authors
Paola Acco and Sarah Odette Genova

SIMPLY the BEST
LA TOELETTATURA A REGOLA D'ARTE



ENGLISH VERSION

SIMPLY the BEST

GROOMING DONE RIGHT

